


ZK2000-8200-3xxx | Sensor cable, PUR, 8 x 0.25 mm², shielded, fixed installation



M12, socket, straight, female, 8-pin, A-coded – open end, 8-wire + shield



Plugs

Electrical data	Head A	Head B
Rated voltage	30 V (according to IEC 61076-2-101)	-
Rated current	2 A at 40 °C (according to IEC 61076-2-101)	-
Shielding	yes	-
Insulation resistance	≥ 100 MΩ (according to IEC 60512)	-
Mechanical data		
Installation size	M12	open end
Connector type	socket	-
Configuration	straight	-
Contact type	female	-
Number of positions (face)	8-pin	8-wire + shield
Coding	A-coded	-
Recommended torque, nut	0.6 Nm	-
Mating cycles	≥ 100 (according to IEC 60512-9a)	-

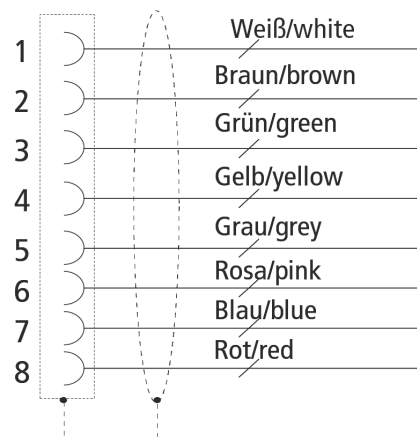
Way of locking	screw	-
Weight per piece	0.046 kg (0.1014 lb)	-
Body color	metal	-
Body material	GD-Zn, Ni	-
Coupling nut material	GD-Zn, Ni	-
Seal	elastomers	-
O-ring	NBR	-
Contact carrier color	black	-
Contact carrier material	PA, UL 94	-
Contact plating	Ni, Au gal.	-
Contact material	CuZn	-
Environmental data		
RoHS compliant	yes	-
Ambient temperature (operation)	-30...+85 °C, -22...+185 °F	-
Protection rating	IP65/67 in screwed condition (according to IEC 60529)	-
Pollution level	3/2 (according to IEC 60664-1)	-

Cable


Electrical data		
Rated voltage	≤ 300 V	
Insulation resistance	≥ 1 GΩ * km	
Wire resistance (signal/24V)	≤ 78 Ω/km	
Test voltage	≥ 3000 V	
Mechanical data		
Conductor construction (signal/24V)	32 x 0.10 mm	
Cross-section (signal)	8 x 0.25 mm ² (AWG24)	
Outer cable diameter	6.6 mm ± 0.2mm (0.259" ± 0.0079")	
Min. bending radius, moved	10 x outer cable diameter	
Min. bending radius, fixed installation	5 x outer cable diameter	
Weight	69 kg/km (46.3 lb/1000 ft)	
Conductor material (signal/24V)	copper bare	
Optical covering factor of shielding	≥ 85%	
Optical covering factor of shielding (total)	yes	
Use	fixed installation	
Jacket color	gray	

Material jacket	PVC (polyvinyl chloride)
Wire color code	brown, green, yellow, gray, pink, blue, red, white
Wire insulation material	PP (polypropylene)
Printing on the jacket	LiYFCY 8x0.25mm ² E242293 (cULus-Symbol) AWM STYLE 2464 80C 300V VW-1 AWM I A/B 80C 300V FT1
Printing color	black
Environmental data	
Operation temperature range, moved	-25...+80 °C, -13...+176 °F
Operation temperature range, fixed installation	-40...+80 °C, -40...+176 °F
Oil resistance	according to DIN EN 60811-2-1
Flame-retardant	according to AWM Style 2464 UL 758/1581 FT1 DIN EN 60332-1-2
Halogen-free	no
UL	yes, UL E-file number: E242293

Contact assembly



Dimensions



A1	44.00 mm
A2	Ø14.50 mm

Notes

- Depending on the cable length (L), the following length tolerances apply:

0 m...<0.2 m: ± 10 mm | 0.2...4.0 m: + 40 mm | ≥ 4.0 m: + 1 %

- Illustrations similar

- Further cable length on request.

CE, UL	
CE	yes
UL	yes, UL E-file number: E480185

Ordering information	Length
ZK2000-8200-3150	15.00 m

Accessories	
ZB8801-0000	torque wrench for hexagonal plugs, adjustable
ZB8801-0002	torque cable key, M12/wrench size 13, for ZB8801-0000



Products marked with a crossed-out wheeled bin shall not be discarded with the normal waste stream. The device is considered as waste electrical and electronic equipment. The national regulations for the disposal of waste electrical and electronic equipment must be observed.

Beckhoff®, TwinCAT®, TwinCAT/BSD®, TC/BSD®, EtherCAT®, EtherCAT G®, EtherCAT G10®, EtherCAT P®, Safety over EtherCAT®, TwinSAFE®, XFC®, XTS® and XPlanar® are registered trademarks of and licensed by Beckhoff Automation GmbH. Other designations used in this publication may be trademarks whose use by third parties for their own purposes could violate the rights of the owners.

© Beckhoff Automation GmbH & Co. KG 11/2023

The information provided in this brochure contains merely general descriptions or characteristics of performance which in case of actual application do not always apply as described or which may change as a result of further development of the products. An obligation to provide the respective characteristics shall only exist if expressly agreed in the terms of contract.