



ZK2000-2522-0xxx | Sensor cable, PUR, 3 x 0.25 mm², drag-chain suitable

M8, plug, straight, male, 3-pin, A-coded – M8, socket, straight, female, 3-pin, A-coded

Plugs

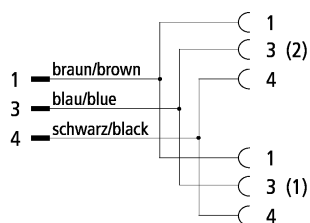
Electrical data	Head A	Head B
Rated voltage	60 V (according to IEC 61076-2-104)	60 V (according to IEC 61076-2-104)
Rated current	3 A at 40 °C (according to IEC 61076-2-104)	-
Rated current (signal/24V)	4 A at 40 °C (acc.to IEC 61076-2-104)	4 A at 40 °C (acc.to IEC 61076-2-104)
Shielding	no	no
Insulation resistance	≥ 10 GΩ (according to IEC 60512-2)	≥ 10 GΩ (according to IEC 60512-2)
Mechanical data		
Installation size	M8	M8
Connector type	plug	socket
Configuration	straight	straight
Contact type	male	female
Number of positions (face)	3-pin	3-pin
Coding	A-coded	A-coded
Wire termination	crimp connection	crimp connection
Recommended torque, nut	0.4 Nm	0.4 Nm
Mating cycles	≥ 100 (according to IEC 60512-9a)	≥ 100 (according to IEC 60512-9a)
Way of locking	screw	screw
Weight per piece	0.028 kg (0.0617 lb)	0.028 kg (0.0617 lb)
Body colour	black	black
Body material	TPU, UL94	TPU, UL94
Coupling nut material	CuZn, Ni	CuZn, Ni
Seal	FPM	FPM
Contact carrier colour	red	red
Contact carrier material	TPU GF, UL 94	TPU GF, UL 94
Contact plating	Ni, Au gal.	Ni, Au gal.
Contact material	CuZn	CuZn
Max. cable outer diameter	2.5 - 5.1 mm	-
Environmental data		

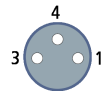
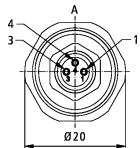
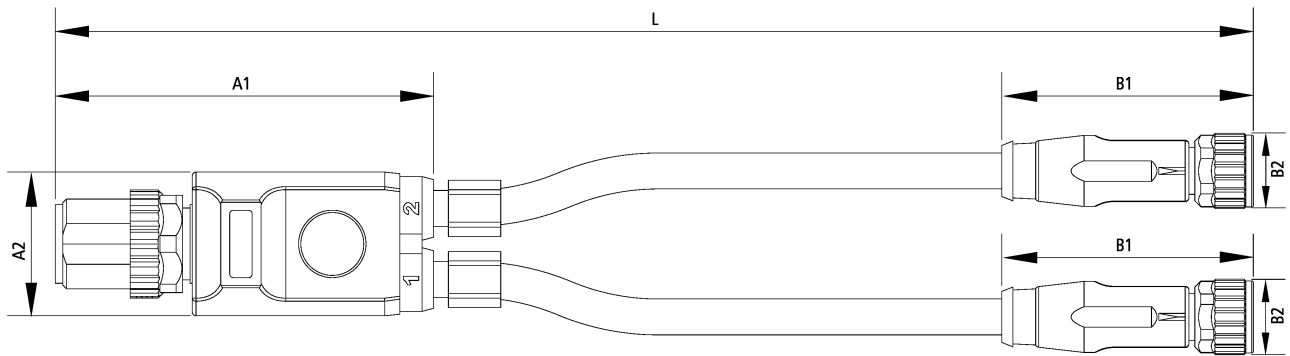
Special features	halogen-free, flame-resistant as per IEC 60332-1-2, oil-resistant as per DIN EN 60811-2-1	halogen-free, flame-resistant as per IEC 60332-1-2, oil-resistant as per DIN EN 60811-2-1
RoHS compliant	yes	yes
Ambient temperature (operation)	-30...+80 °C, -22...+176 °F	-30...+80 °C, -22...+176 °F
Protection class	IP 65/67 in screwed condition (according to IEC 60529)	IP 67 in screwed condition (according to IEC 60529)
Pollution level	3/2 (according to IEC 60664-1)	3/2 (according to IEC 60664-1)

Cable

Electrical data	
Rated voltage	≤ 300 V
Insulation resistance	≥ 10 GΩ (according to IEC 60512-2)
Wire resistance (signal/24V)	≤ 58.0 Ω/km (20 °C)
Test voltage	≥ 3000 V
Mechanical data	
Conductor construction (signal/24V)	32 x 0.10 mm
Cross section	3 x 0.25 mm ² (AWG24)
Min. bending radius, moved	6 x outer cable diameter
Weight	28 kg/km (18.8 lb/1000 ft)
Outer cable diameter	4.4 mm ± 0.15 mm (0.173" ± 0.0059")
Shielding	no
Use	drag-chain suitable
Max. acceleration	10 m/s ²
Max. speed	5 m/s
Max. number of cycles	10 million at max. 20 m travel distance, 2 million at max. 100 m travel distance
Jacket colour	black
Material jacket	PUR (polyurethane)
Wire colour code	brown, blue, black
Wire insulation material	PP (polypropylene)
Printing colour	white
Environmental data	
Operation temperature range, moved	-25...+80 °C, -13...+176 °F
Oil resistance	Oil and greases resistant
Flame-retardant	according to cULus 20549
Halogen-free	DIN VDE 0472 part 815
Approvals	UL Listed: FILE E480185

Contact assembly





A1	approx. 48.00 mm
A2	19.20 mm
B1	33.60 mm

Notes

- Depending on the cable length (L), the following length tolerances apply:
 0 m...<0.2 m: ± 10 mm | 0.2...4.0 m: + 40 mm | ≥ 4.0 m: + 1 %
- Illustrations similar
- Further cable length on request. The last three digits of the ordering information is the cable length in decimeters, e.g. ZKxxxx-xxxx-x020 = cable length 2.00 m

Ordering information	Length
ZK2000-2522-0002	2 x 0.20 m

Accessories	
ZB8801-0000	torque wrench for hexagonal plugs, adjustable
ZB8801-0001	torque cable key, M8/wrench size 9, for ZB8801-0000

Beckhoff®, TwinCAT®, EtherCAT®, EtherCAT G®, EtherCAT G10®, EtherCAT P®, Safety over EtherCAT®, TwinSAFE®, XFC®, XTS® and XPlanar® are registered trademarks of and licensed by Beckhoff Automation GmbH. Other designations used in this publication may be trademarks whose use by third parties for their own purposes could violate the rights of the owners.

© Beckhoff Automation GmbH & Co. KG 02/2021

The information provided in this brochure contains merely general descriptions or characteristics of performance which in case of actual application do not always apply as described or which may change as a result of further development of the products. An obligation to provide the respective characteristics shall only exist if expressly agreed in the terms of contract.