



# ZK1096-8891-0xxx | Industrial Ethernet/EtherCAT G/G10 cable, Cat.6/Cat.6A, PUR, 4 x 2 x AWG26, fixed installation



M12, flange, angled, female, 8-pin, X-coded – RJ45, plug, straight, male, 8-pin



## Plugs

Electrical data	Head A	Head B
Rated voltage	50 V AC / 60 V DC (according to IEC 61076-2-104)	150 V
Rated current	0.5 A at 40°C	1 A at 40°C
Dielectric strength	-	1000 V AC/min.
Shielding	yes	yes
Contact resistance	< 5 mΩ	< 20 mΩ
Insulation resistance	≥ 100 MΩ	≥ 10 GΩ (according to IEC 60512-2)
Transmission characteristics	Cat.6A	Cat.6A
Mechanical data		
Installation size	M12	RJ45
Connector type	flange	plug
Configuration	angled	straight
Contact type	female	male

Number of positions (face)	8-pin	8-pin
Coding	X-coded	-
Recommended torque, nut	0.6 Nm	-
Mating cycles	≥ 100 (according to IEC 60512-9a)	≥ 1000
Way of locking	screw	-
Body color	black	black
Body material	TPU	TPE
Coupling nut material	CuZn, Ni	-
Contact carrier color	transparent	-
Contact carrier material	PA	PC UL 94 V-0
Contact plating	Au	Ni, Au gal.
Contact material	CuSn (bronze)	CuZn
<b>Environmental data</b>		
RoHS compliant	yes	yes
Ambient temperature (operation)	-30...+90°C, -22...+194°F	-40...+70°C, -40...+158°F
Protection rating	IP65/67/68 in screwed condition	IP20
Pollution level	3	1

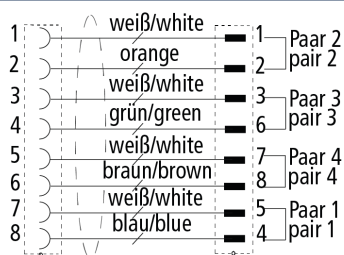
## Cable

<b>Electrical data</b>		
Rated voltage	100 V	
Insulation resistance	≥ 500 MΩ * km (DIN EN 50395)	
Unbalanced capacitance to ground	1600 pF/km	
Characteristic impedance	100 Ω ± 5 Ω	
Loop resistance	≤ 290 Ω/km	
Unbalanced resistance	< 3 %	
Dielectric strength wire/wire	700 V	
Dielectric strength wire/shield	700 V	
Signal running time	< 513 ns/100 m	
Electrical parameters (Ethernet)	Cat.7 acc. to EN50288-4-2	
<b>Mechanical data</b>		
Cable structure	S/FTP	
Cable structure (Ethernet)	twisted shielded pair	
Conductor construction (Ethernet)	7-strand	
Cross-section (Ethernet)	4 x 2 x 0.14 mm <sup>2</sup> (AWG26)	
Outer cable diameter	6.4 mm ± 0.3mm (0.252" ± 0.0118")	

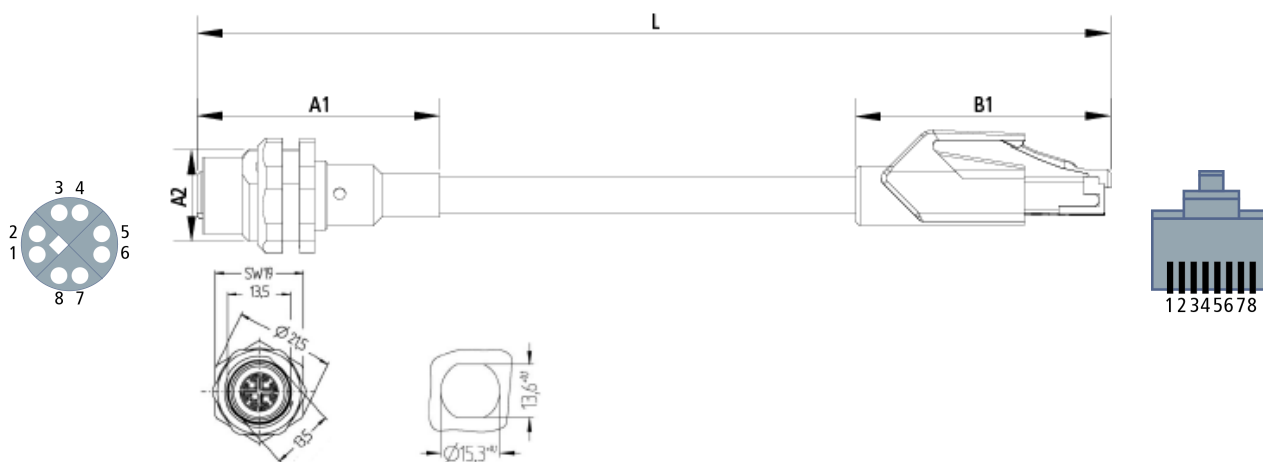
Min. bending radius, moved	10 x outer cable diameter
Min. bending radius, fixed installation	5 x outer cable diameter
Weight	48 kg/km (32 lb/1000 ft)
Conductor material (Ethernet)	bare copper
Shielding	braiding of tinned copper wires, metallized plastic fleece for pair shielding
Optical covering factor of shielding (total)	≥ 70 %
Use	fixed installation
Jacket color	green
Material jacket	PUR (polyurethane)
Wire color code	white / blue, white / orange, white / green, white / brown
Wire insulation material	PE (polyethylene)
Printing on the jacket	"length in meters" LEONI L INDUSTRIAL ETHERNET FLEXIBLE PATCHCABLE PUR CAT7 PLUS *AWG26*RU AWM STYLE 20963 80 °C 30 V "year/ internal order number"
<b>Environmental data</b>	
Operation temperature range, moved	-40...+80°C, -40...+176°F
Ambient temperature, transport/storage	-20...+60°C, -4...+140°F
UV resistance	good
Oil resistance	according to IEC 60811-2-1 or according to DIN VDE 0282 part 10
Acid, lye and solvent resistance	depends on medium, concentration, temperature and duration
Special features	Series of ISO/IEC 11801-x; Class F, Series of EN 50173-x; Class F, IEEE802.3: 10Base-T; 100Base-T; 1000Base-T; 10GBase-T, IEEE 802.3: Power over Ethernet PoE; PoE+
LABS-free	yes
Flame-retardant	according to IEC 60332-1-2 UL758 cable flame test
Halogen-free	according to IEC 60754-1
Silicone-free	yes
Approvals	UL file number: E130266, UL-Style AWM 20963

<b>Attenuation</b>	
Max. insertion loss	
Frequency [MHz]	<b>1      4      10      16      20      31.25      62.5      100</b>
[db/100 m]	2.9      5.5      8.6      10.8      12.2      15.2      21.8      28.0
[db/100 ft]	0.9      1.7      2.6      3.3      3.7      4.6      6.6      8.5
Min. near-end crosstalk attenuation	
Frequency [MHz]	<b>1      4      10      16      20      31.25      62.5      100</b>
[db/100 m]	80      80.0      80.0      80.0      80.0      79.6      75.1      72.4
[db/100 ft]	24.4      24.4      24.4      24.4      24.4      24.3      22.9      22.1

Contact assembly



Dimensions



B1 45.5 mm

Notes

- Depending on the cable length (L), the following length tolerances apply:  
 0 m...<0.2 m: ± 10 mm | 0.2...4.0 m: + 40 mm | ≥ 4.0 m: + 1%
- Illustrations similar
- Further cable length on request.

CE, UL

CE yes

Ordering information

Length

ZK1096-8891-0003 0.30 m



Products marked with a crossed-out wheeled bin shall not be discarded with the normal waste stream. The device is considered as waste electrical and electronic equipment. The national regulations for the disposal of waste electrical and electronic equipment must be observed.

Beckhoff®, TwinCAT®, TwinCAT/BSD®, TC/BSD®, EtherCAT®, EtherCAT G®, EtherCAT G10®, EtherCAT P®, Safety over EtherCAT®, TwinSAFE®, XFC®, XTS® and XPlanar® are registered trademarks of and licensed by Beckhoff Automation GmbH. Other designations used in this publication may be trademarks whose use by third parties for their own purposes could violate the rights of the owners.

© Beckhoff Automation GmbH & Co. KG 02/2024

The information provided in this brochure contains merely general descriptions or characteristics of performance which in case of actual application do not always apply as described or which may change as a result of further development of the products. An obligation to provide the respective characteristics shall only exist if expressly agreed in the terms of contract.