



ZK1090-6191-2xxx | EtherCAT cable, PUR, AWG26, fixed installation, comfortable installation at short distances



M12, plug, straight, male, 4-pin, D-coded – RJ45, plug, straight, male, 8-pin



Plugs

Electrical data	Head A	Head B
Rated voltage	160 V (according to IEC 61076-2-101)	125 V
Rated current	4 A at 40°C (according to IEC 61076-2-101)	1 A at 40°C
Rated impulse voltage	2.5 kV	-
Shielding	yes	yes
Contact resistance	< 5 mΩ	-
Insulation resistance	≥ 10 GΩ (according to IEC 60512-2)	≥ 100 MΩ (according to IEC 60512)
Mechanical data		
Installation size	M12	RJ45
Connector type	plug	plug
Configuration	straight	straight
Contact type	male	male
Number of positions (face)	4-pin	8-pin
Coding	D-coded	-

Recommended torque, nut	0.6 Nm	-
Mating cycles	≥ 100 (according to IEC 60512-9a)	≥ 750
Way of locking	screw	-
Body color	black	black
Body material	TPU, UL 94	PC UL 94 V0
Coupling nut material	CuZn, Ni	-
Seal	FPM	-
Contact carrier color	green	-
Contact carrier material	TPU GF, UL 94	PC UL 94
Contact plating	Ni, Au gal.	Ni, Au gal.
Contact material	CuZn	CuZn
Environmental data		
RoHS compliant	yes	yes
Ambient temperature (operation)	-30...+80°C, -22...+176°F	-40...+60°C, -40...+140°F
Protection rating	IP65/67 in screwed condition (according to IEC 60529)	IP20
Pollution level	3/2 (according to IEC 60664-1)	3/2 (according to IEC 60664-1)
Approvals	-	UL

Cable

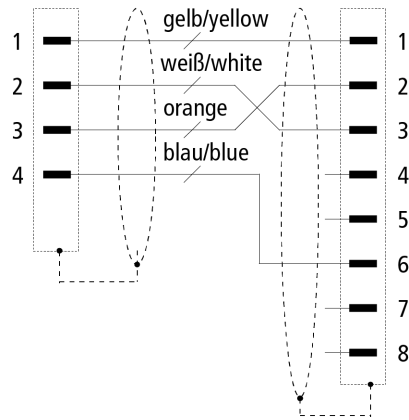
Electrical data		
Rated voltage	30 V (according to IEC 61076-2-101)	
Attenuation of shielding	≥ 50 dB (30...100 MHz)	
Insulation resistance	≥ 500 MΩ/km	
Unbalanced capacitance to ground	≤ 2000 pF/km	
Mutual capacitance	nom. 50 nF/km	
Characteristic impedance (Ethernet)	100 Ω ±15 Ω	
Loop resistance (Ethernet)	≤ 260 Ω/km	
Unbalanced resistance (Ethernet)	2 %	
Dielectric strength wire/wire (Ethernet)	1 kV AC (50 Hz, 1 min.)/1 kV DC (50 Hz)	
Dielectric strength wire/shield (Ethernet)	1 kV AC (50 Hz, 1 min.)/1 kV DC (50 Hz)	
Signal running time (Ethernet)	4.8 ns/m	
Electrical parameters (Ethernet)	based on Cat.5	
Test voltage	1000 V, 50 Hz, 1 min.	
Mechanical data		
Cable structure (Ethernet)	star quad	

Conductor construction (Ethernet)	7-strand
Cross-section (Ethernet)	1 x 4 x 0.14 mm ² (AWG26)
Outer cable diameter	3.65 mm ± 0.15 mm (0.1496" ± 0.0059")
Min. bending radius, moved	15 x outer cable diameter
Min. bending radius, fixed installation	8 x outer cable diameter, 4 x outer cable diameter (fixed with single bend)
Weight	30.0 kg/km (20.2 lb/1000 ft)
Conductor material	copper bare
Shielding	braiding of tinned copper wires
Optical covering factor of shielding (Ethernet)	≥ 85 %
Use	fixed installation
Jacket color	green
Material jacket	PUR (polyurethane)
Wire color code	yellow, orange, white, blue
Wire insulation material	PO (Polyolefine)
Printing on the jacket	00000m Beckhoff Automation GmbH & Co. KG - Germany – Industrial Ethernet / EtherCAT ZB9034 Cat5e AWG26/7 E170315 AWM 20963 AWM I A/B 80°C 30V Fa.No.xxxxx
Printing color	black
Environmental data	
Operation temperature range, moved	-30...+70°C, -22...+158°F
Operation temperature range, fixed installation	-40...+80°C, -40...+176°F
UV resistance	good
Oil resistance	according to DIN EN 60811-404 (7x24 h/90 °C)
Acid, lye and solvent resistance	depends on medium, concentration, temperature and duration
Flame-retardant	Horizontal flame test according to UL 1581 part 1090
CFC-free	yes
Halogen-free	according to IEC 60754 or DIN VDE 0472 part 815
Silicone-free	yes
UL	yes, UL E-file number: E170315

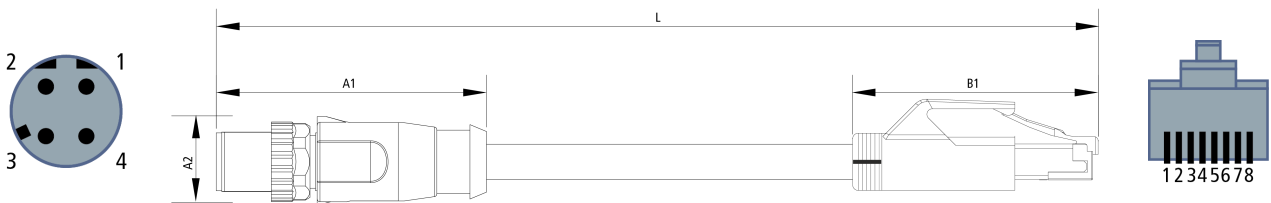
Attenuation								
Max. insertion loss								
Frequency [MHz]	1	4	10	16	20	31.25	62.5	100
[db/100 m]	3.2	6.2	10.5	13.4	14.7	18.8	27.2	35.0
[db/100 ft]	1	1.9	3.2	4.1	4.5	5.7	8.3	10.7
Min. near-end crosstalk attenuation								
Frequency [MHz]	1	4	10	16	20	31.25	62.5	100

[db/100 m]	65	56.3	50.3	47.2	45.8	42.9	38.4	35.3
[db/100 ft]	19.8	17.2	15.3	14.4	14	13.1	11.7	10.8

Contact assembly



Dimensions



A1 49.00 mm

A2 Ø14.50 mm

B1 44.0 mm

Notes

- Depending on the cable length (L), the following length tolerances apply:
 0 m...<0.2 m: ± 10 mm | 0.2...4.0 m: + 40 mm | ≥ 4.0 m: + 1%
- Illustrations similar
- Further cable length on request.

CE, UL

CE yes

UL yes, UL E-file number: E499669

Ordering information

Length

ZK1090-6191-2001	0.13 m
ZK1090-6191-2002	0.20 m
ZK1090-6191-2005	0.50 m
ZK1090-6191-2020	2.00 m
ZK1090-6191-2025	2.50 m
ZK1090-6191-2030	3.00 m

Accessories

ZB8801-0000	torque wrench for hexagonal plugs, adjustable
ZB8801-0002	torque cable key, M12/wrench size 13, for ZB8801-0000
ZB8803-0003	Flange/Panel feed-through for M12 pre-assembled, for fixing the connector, plastic
ZK1096-9696-0000	RJ45, socket, straight, female, 8-pin – RJ45, socket, straight, female, 8-pin



Products marked with a crossed-out wheeled bin shall not be discarded with the normal waste stream. The device is considered as waste electrical and electronic equipment. The national regulations for the disposal of waste electrical and electronic equipment must be observed.

Beckhoff®, TwinCAT®, TwinCAT/BSD®, TC/BSD®, EtherCAT®, EtherCAT G®, EtherCAT G10®, EtherCAT P®, Safety over EtherCAT®, TwinSAFE®, XFC®, XTS® and XPlanar® are registered trademarks of and licensed by Beckhoff Automation GmbH. Other designations used in this publication may be trademarks whose use by third parties for their own purposes could violate the rights of the owners.

© Beckhoff Automation GmbH & Co. KG 02/2024

The information provided in this brochure contains merely general descriptions or characteristics of performance which in case of actual application do not always apply as described or which may change as a result of further development of the products. An obligation to provide the respective characteristics shall only exist if expressly agreed in the terms of contract.